

Scaled data based on original data using
LM-79-08 Approved Method: Electrical and Photometric Measurements of Solid-
State Lighting Products

Test Report Prepared for
Cooper Lighting Solutions
(formerly Eaton)

Brand: STREETWORKS

Report Number: P316377

Luminaire Tested: **GAN-SA3D-722-U-5WQ**

Issue Date: 3/3/2020

Test Information

Test Method: LM-79-08
Report Number: P316377
TEST IS SCALED FROM IESNA LM-79-08 TEST DATA (G2-1903-205-2)
Test Lab: INNOVATION CENTER
Issue Date: 3/3/2020
Manufacturer: COOPER LIGHTING SOLUTIONS (FORMERLY EATON)
Product Line: STREETWORKS
Catalog Number: GAN-SA3D-722-U-5WQ
Description: GALLEON AREA AND ROADWAY LUMINAIRE
(3) 70 CRI, 2200K, 1200mA LIGHTSQUARES WITH 16 LEDS EACH AND TYPE V WIDE OPTICS
Light Source: -
Ballast/Driver: ELECTRONIC DRIVER

Summary

Lumens per Lamp: N/A
Luminaire Lumens: 18342 lumens
Efficiency: N/A
Efficacy: 96.0 lumens/watt
Luminous Opening: Rectangular (W 1' x L: 1' x H: 0')
IES Classification: Type V - Short
BUG Rating: B5 - U0 - G3

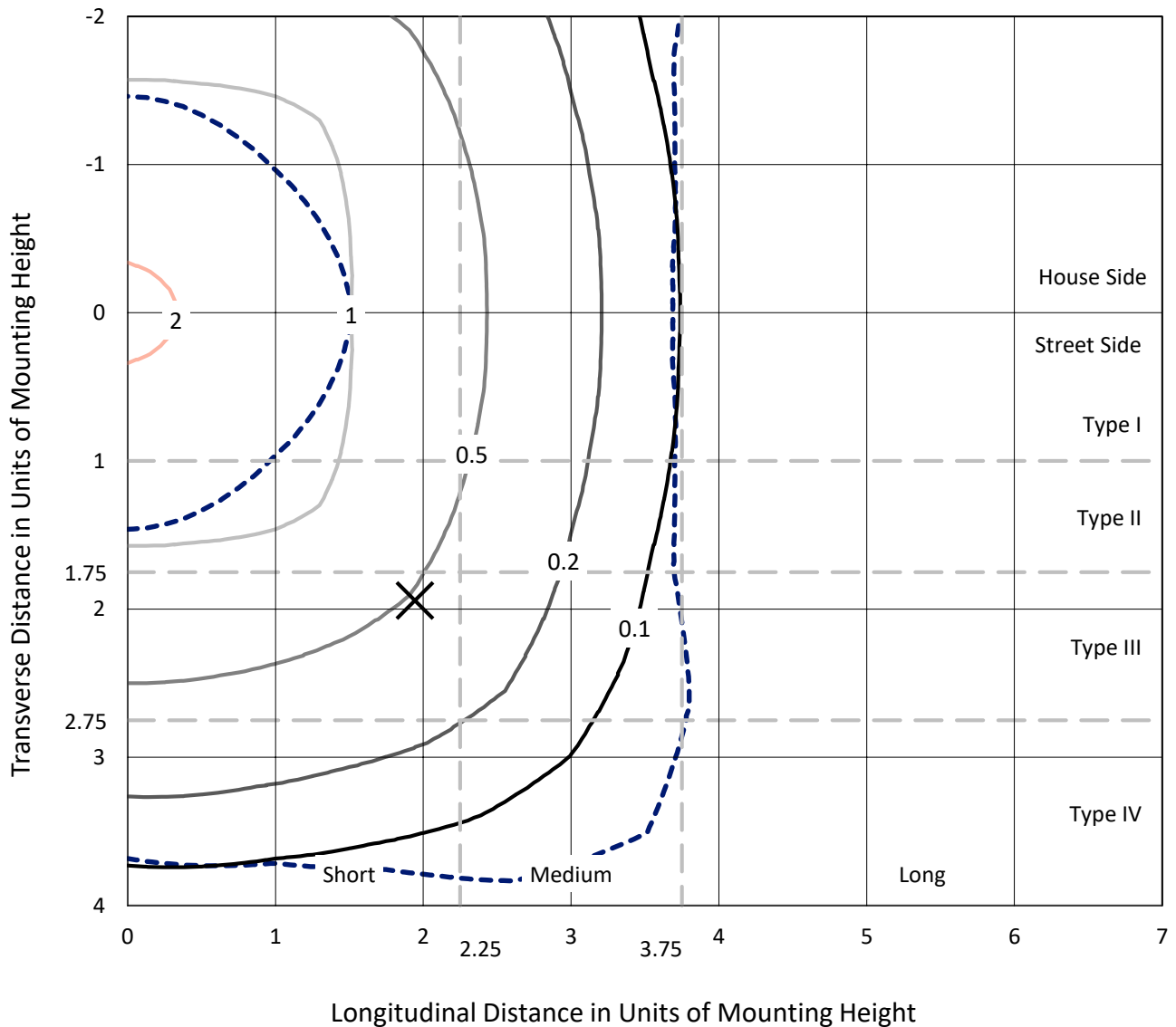
Input Watts (W): 191
Input Voltage (V): NR
Input Current (Ain): NR
Voltage Rise (V): NR
Power Factor: NR
Total Harmonic Distortion (THDi): NR
Frequency (hertz): 60
Stabilization Time: NR
Operation Time: NR
Ambient Temperature (°C): NR
Test Distance: 24 FT



REPORT NUMBER: P316377
 CATALOG NUMBER: GAN-SA3D-722-U-5WQ

Iso-Footcandle Lines of Horizontal Illumination

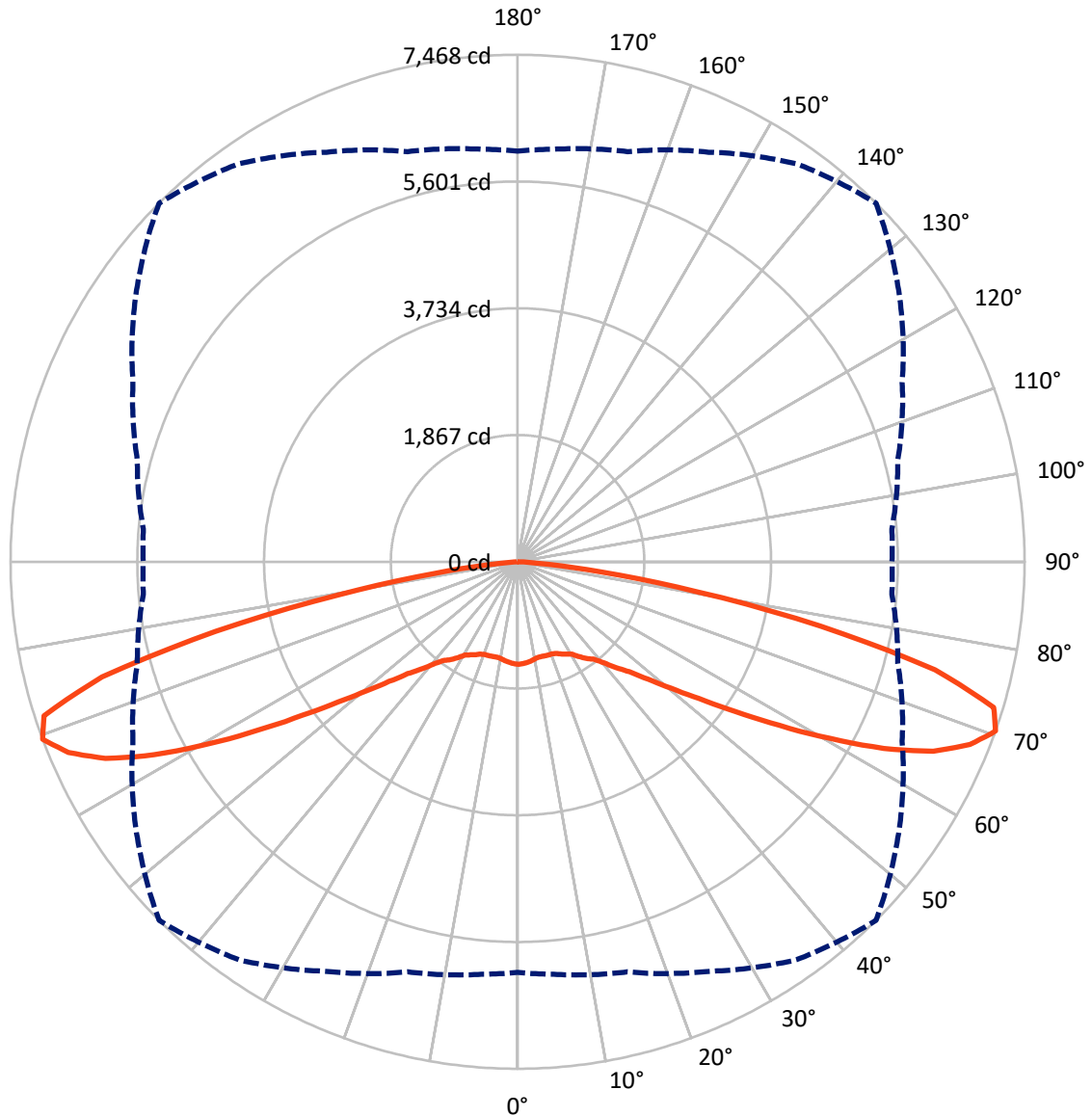
✕ Max cd
 - - - 1/2 Max cd



Based on 25 foot mounting height. Maximum calculated value = 2.4 fc
 Type V - Short - N/A

REPORT NUMBER: P316377
CATALOG NUMBER: GAN-SA3D-722-U-5WQ

Luminous Intensity Polar Plot



— Vertical Plane Through 45-Deg Lateral - - - Horizontal Cone Through 70-Deg Vertical

REPORT NUMBER: P316377
 CATALOG NUMBER: GAN-SA3D-722-U-5WQ

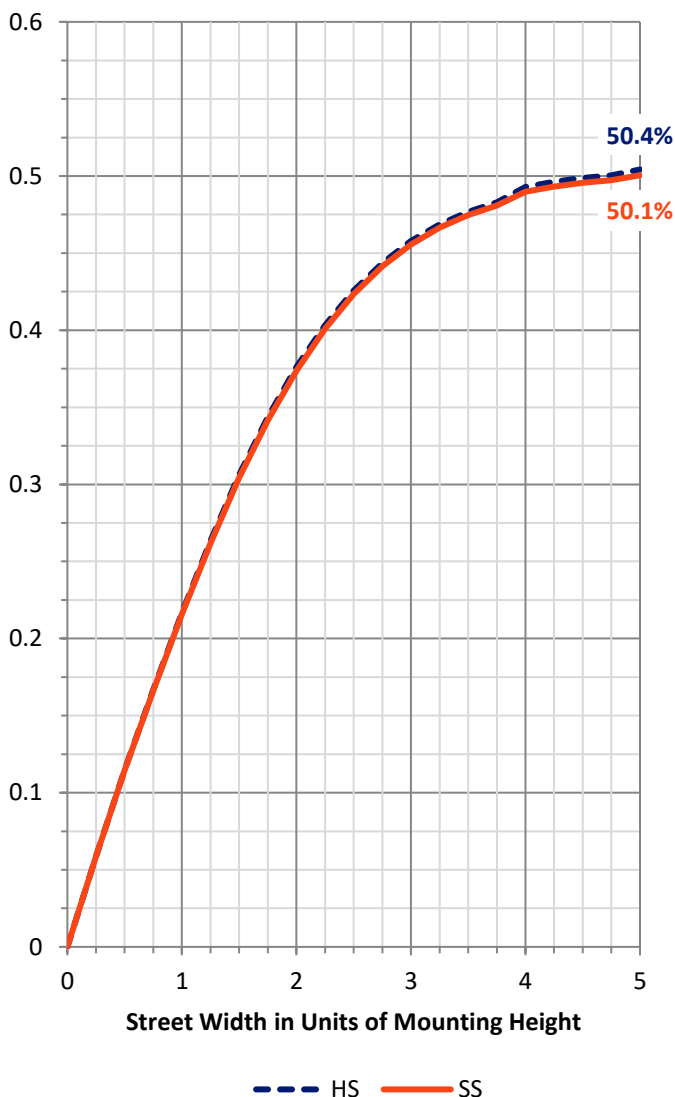
FLUX DISTRIBUTION:

		Downward	Upward	Total
House Side	Lumens	9171.0	0.0	9171.0
	% Fixture	50.0	0.0	50.0
Street Side	Lumens	9171.0	0.0	9171.0
	% Fixture	50.0	0.0	50.0
Total	Lumens	18342.0	0.0	18342.0
	% Fixture	100.0	0.0	100.0

ZONAL LUMENS:

Zone	Lumens	% Fixture
0°-10°	140.9	0.8
10°-20°	411.5	2.2
20°-30°	701.7	3.8
30°-40°	1096.4	6.0
40°-50°	1858.1	10.1
50°-60°	3388.4	18.5
60°-70°	5833.4	31.8
70°-80°	4572.5	24.9
80°-90°	339.0	1.8
90°-100°	0.0	0.0
100°-110°	0.0	0.0
110°-120°	0.0	0.0
120°-130°	0.0	0.0
130°-140°	0.0	0.0
140°-150°	0.0	0.0
150°-160°	0.0	0.0
160°-170°	0.0	0.0
170°-180°	0.0	0.0
0°-90°	18342.0	100.0
0°-180°	18342.0	100.0

Coefficient of Utilization



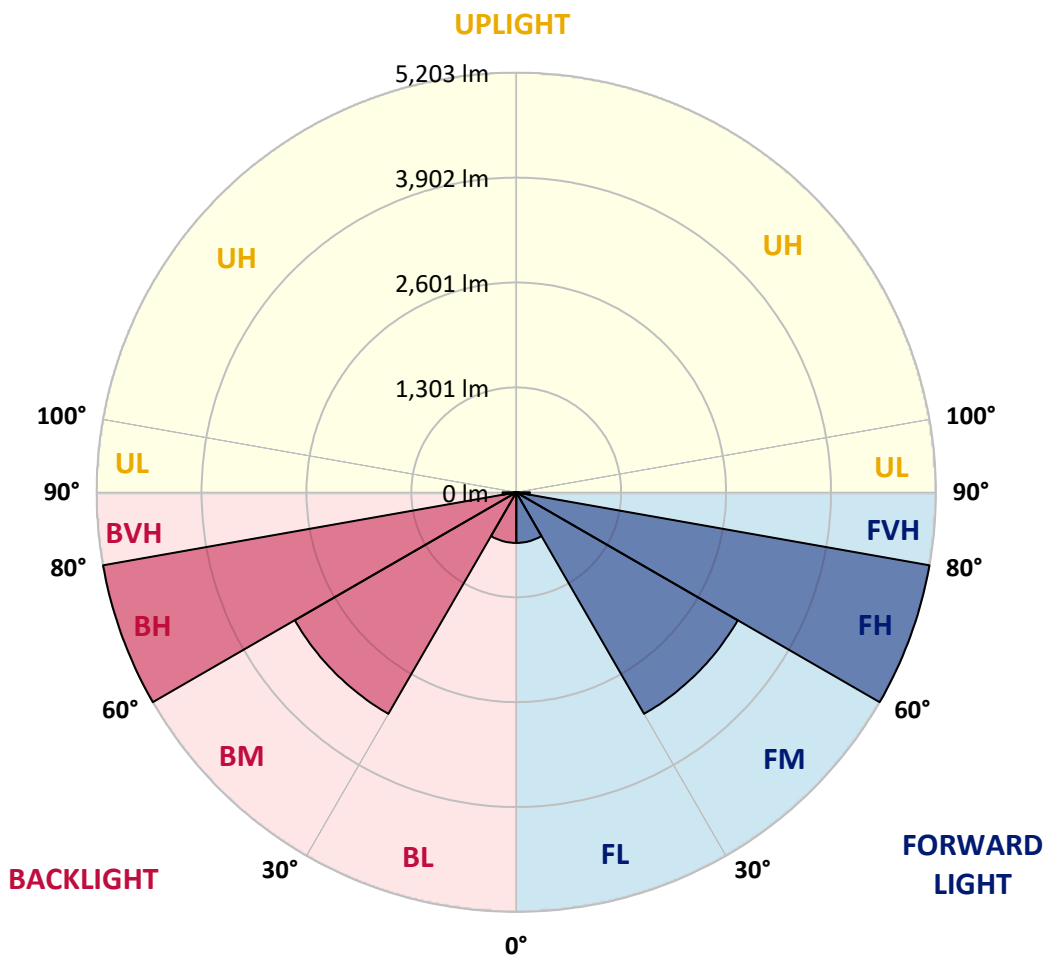
REPORT NUMBER: P316377
 CATALOG NUMBER: GAN-SA3D-722-U-5WQ

LUMINAIRE CLASSIFICATION SYSTEM LUMEN TABLE AND BUG RATING:

Zone	Lumens	% Fixture	Zone Rating/Lumen Limit		
			B	U	G
FL (0°-30°)	627.1	3.4			
FM (30°-60°)	3171.5	17.3			
FH (60°-80°)	5202.9	28.4			G3/7500
FVH (80°-90°)	169.5	0.9			G2/225
BL (0°-30°)	627.1	3.4	B2/1000		
BM (30°-60°)	3171.5	17.3	B3/5000		
BH (60°-80°)	5202.9	28.4	B5		G3/7500
BVH (80°-90°)	169.5	0.9			G2/225
UL (90°-100°)	0.0	0.0		U0/0	
UH (100°-180°)	0.0	0.0		U0/0	

BUG Rating: B5-U0-G3

Type V Short





REPORT NUMBER: P316377
 CATALOG NUMBER: GAN-SA3D-722-U-5WQ

CANDELA DISTRIBUTION (FULL):

	0°	5°	15°	25°	35°	45°	55°	65°	75°	85°	90°
0°	1509.5	1509.5	1509.5	1509.5	1509.5	1509.5	1509.5	1509.5	1509.5	1509.5	1509.5
2.5°	1502.9	1504.7	1502.9	1504.1	1501.1	1502.3	1502.3	1502.3	1501.7	1502.3	1501.1
5°	1489.5	1490.7	1488.3	1489.5	1487.7	1489.5	1490.1	1489.5	1488.3	1488.9	1486.5
7.5°	1469.5	1470.7	1468.9	1470.7	1468.3	1471.3	1470.7	1468.9	1467.1	1467.1	1464.7
10°	1458.6	1459.2	1454.3	1452.5	1447.1	1448.3	1450.1	1451.9	1453.7	1457.4	1456.8
12.5°	1459.2	1459.2	1451.9	1444.0	1436.1	1438.0	1441.0	1447.7	1454.9	1461.6	1462.2
15°	1465.3	1464.7	1453.7	1441.0	1435.5	1441.0	1442.8	1447.1	1458.6	1470.1	1470.7
17.5°	1469.5	1469.5	1452.5	1438.0	1437.3	1445.8	1445.2	1447.1	1459.8	1476.8	1477.4
20°	1477.4	1477.4	1455.5	1439.8	1439.8	1448.9	1449.5	1452.5	1465.3	1484.1	1487.1
22.5°	1495.0	1495.6	1472.5	1459.8	1461.0	1466.5	1468.3	1473.1	1484.7	1505.3	1508.9
25°	1519.9	1521.1	1497.4	1490.1	1494.4	1504.7	1503.5	1507.1	1519.9	1539.9	1543.5
27.5°	1554.4	1551.4	1529.6	1526.5	1530.8	1538.1	1537.5	1538.1	1548.4	1566.6	1570.8
30°	1599.3	1598.1	1582.4	1584.2	1582.4	1579.9	1580.5	1585.4	1590.9	1605.4	1609.7
32.5°	1643.0	1644.2	1634.5	1643.6	1657.0	1666.1	1652.1	1638.8	1632.7	1640.6	1644.2
35°	1721.9	1724.9	1709.8	1703.7	1721.9	1748.6	1709.2	1687.3	1699.5	1709.8	1712.8
37.5°	1856.0	1857.8	1832.3	1808.1	1794.7	1820.2	1780.8	1782.6	1825.0	1844.5	1843.9
40°	2008.9	2009.5	1992.5	1971.3	1948.2	1954.3	1938.5	1943.4	1971.3	1988.9	1993.7
42.5°	2190.9	2189.1	2162.4	2132.1	2125.4	2131.4	2104.8	2101.1	2133.3	2164.8	2165.4
45°	2426.9	2422.7	2388.1	2354.7	2322.6	2309.2	2302.5	2320.1	2364.4	2393.6	2394.2
47.5°	2681.1	2669.6	2651.4	2624.7	2596.8	2583.5	2572.5	2581.0	2613.2	2624.7	2625.9
50°	2942.7	2945.1	2948.7	2938.4	2928.1	2923.8	2895.3	2878.9	2888.7	2867.4	2864.4
52.5°	3252.7	3257.5	3292.7	3322.5	3340.1	3349.2	3295.2	3238.7	3207.2	3165.9	3153.8
55°	3618.5	3626.4	3678.0	3760.5	3845.5	3890.4	3792.7	3687.1	3589.4	3512.4	3487.5
57.5°	4026.3	4040.2	4111.2	4269.6	4443.7	4549.9	4384.9	4193.1	4004.4	3893.4	3874.0
60°	4504.4	4517.7	4616.0	4842.9	5125.1	5284.6	5034.7	4721.0	4486.2	4380.0	4344.2
62.5°	5073.5	5074.7	5195.4	5460.6	5833.1	6055.2	5716.6	5297.4	5055.3	4927.3	4892.7
65°	5685.7	5688.7	5813.7	6100.1	6485.4	6726.8	6344.6	5907.7	5611.7	5423.0	5396.3
67.5°	6118.3	6131.0	6262.7	6607.3	6967.7	7185.5	6789.9	6296.1	5953.9	5728.8	5706.3
70°	6049.1	6098.9	6253.6	6655.8	7157.0	7467.7	6862.1	6249.9	5798.5	5532.8	5514.0
72.5°	5275.5	5370.8	5577.1	6104.9	6906.4	7334.2	6468.4	5597.7	5086.8	4860.5	4826.6
75°	3592.5	3747.2	4058.4	4819.9	5900.5	6350.1	5445.4	4463.1	3982.6	3669.5	3646.5
77.5°	1601.8	1637.0	2031.3	2908.1	4071.8	4560.2	3956.5	2919.6	2191.5	1748.0	1654.6
80°	446.6	452.0	603.1	1083.0	2038.0	2679.3	2187.9	1137.6	639.5	450.8	424.7
82.5°	142.0	154.1	188.1	280.9	685.0	1222.6	703.2	303.4	216.0	172.3	155.3
85°	69.2	68.6	95.3	114.1	174.7	270.6	186.3	140.8	123.2	81.9	74.0
87.5°	29.1	29.7	44.3	40.0	51.0	43.7	60.1	63.1	66.1	36.4	31.6
90°	0.0	0.0	0.0	0.0	0.0	0.0	0.0	0.0	0.0	0.0	0.0

(END OF REPORT)